




The Musicarta Hanon


## Shorthand Diagrams




1.  Exercise 1: Treble clef, 2/4 time. Treble staff: 1 2 3 4 5. Bass staff: 5 4 3 2 1. Shorthand diagrams: two simple peaks, one pointing up and one pointing down.

2.  Exercise 2: Treble clef, 2/4 time. Treble staff: 1 2 5 4 3 4 3 2. Bass staff: 5 4 1 2 3 2 3 4. Shorthand diagrams: two more complex peaks, one pointing up and one pointing down.

3.  Exercise 3: Treble clef, 2/4 time. Treble staff: 1 2 5 4 3 2 3 4. Bass staff: 5 4 1 2 3 4 3 2. Shorthand diagrams: two more complex peaks, one pointing up and one pointing down.

4.  Exercise 4: Treble clef, 2/4 time. Treble staff: 1 2 1 2 5 4 3 2. Bass staff: 5 4 5 3 1 2 3 5. Shorthand diagrams: two more complex peaks, one pointing up and one pointing down.

5.  Exercise 5: Treble clef, 2/4 time. Treble staff: 1 5 4 5 3 4 2 3. Bass staff: 5 1 2 1 3 2 4 3. Shorthand diagrams: two highly complex peaks, one pointing up and one pointing down.

6.

1 5 4 5 3 5 2 5  
5 1 2 1 3 1 4 1



5 1 2 1 3 1 4 1  
1 5 4 5 3 5 2 5

7.

1 3 2 4 3 5 4 3  
5 3 4 2 3 1 3 4



5 3 4 2 3 1 3 4  
1 3 2 4 3 5 4 3

8.

1 2 4 5 3 4 2 3  
5 4 2 1 3 2 4 3



5 4 2 1 3 2 4 3  
1 2 4 5 3 4 2 3

9.

1 2 3 2 4 3 5 4  
5 4 3 4 2 3 1 2



5 4 3 4 2 3 1 2  
1 2 3 2 4 3 5 4

10.

1 5 4 3 2 3 2 3  
5 1 2 3 4 3 4 3



5 1 2 3 4 3 4 3  
1 5 4 3 2 3 2 3

11.

1 2 5 4 5 3 4  
5 3 1 2 1 3 2

5 2 1 2 1 3 2  
1 3 5 4 5 3 4

12.

5 1 3 2 1 2 3 1  
1 5 3 4 5 4 3 5

1 5 3 4 5 4 3 5  
5 1 3 2 1 2 3 1

13.

3 1 4 2 5 3 4 5  
3 5 2 4 1 3 2 1

3 5 2 4 3 1 3 4  
3 1 4 2 3 5 3 2

14.

1 2 4 3 4 2 4 3  
5 4 2 3 2 4 2 3

5 4 2 3 2 4 2 3  
1 2 4 3 4 2 4 3

15.

1 2 1 3 2 4 3 5  
5 3 4 2 3 1 2 1

5 3 4 2 4 2 3 1  
1 2 1 3 2 4 3 5



16.

1 3 2 3 5 4 3 4  
5 3 4 3 1 2 3 2



5 2 3 2 1 2 3 2  
1 3 2 3 5 4 3 4

17.

1 2 5 3 5 4 3 4  
5 3 1 3 1 2 3 2



5 3 2 3 1 2 3 1  
1 3 5 3 5 4 3 5

18.

1 2 4 3 5 4 2 3  
5 4 2 3 1 2 4 3



5 4 2 3 1 3 5 4  
1 2 4 3 5 4 2 3

19.

1 5 3 4 5 3 2 4  
5 1 3 2 1 3 4 1



5 1 3 2 1 3 4 2  
1 5 3 4 5 3 2 4

20.

1 2 4 5 4 2 4 2  
5 4 2 1 2 3 2 4



5 4 2 1 3 2 3 1  
1 2 4 5 3 4 3 5

21.

Exercise 21 consists of two staves of piano notation. The right hand starts with a treble clef and a common time signature. The first staff has notes with fingerings 1 2 3 2 1 2 and 5 4 3 4 5. The second staff has notes with fingerings 5 4 3 4 5 4 and 1 2 3 2 1. To the right are two thick black shorthand diagrams representing the melodic lines. To the right of the diagrams is a simplified piano notation with notes and fingerings 5, 5 4, and 1.

22.

Exercise 22 consists of two staves of piano notation. The right hand starts with a treble clef and a common time signature. The first staff has notes with fingerings 1 3 2 3 1 2 3 4 5 3 4 3 5 4. The second staff has notes with fingerings 5 3 4 3 5 4 3 2 and 1 3 2 3 1 2. To the right are two thick black shorthand diagrams representing the melodic lines. To the right of the diagrams is a simplified piano notation with notes and fingerings 5 3 4 3 5 4 and 1 3 2 3 1.

23.

Exercise 23 consists of two staves of piano notation. The right hand starts with a treble clef and a common time signature. The first staff has notes with fingerings 1 2 3 2 1 and 1 5. The second staff has notes with fingerings 2 4 3 and 5 4 3 4 5. To the right are two thick black shorthand diagrams representing the melodic lines. To the right of the diagrams is a simplified piano notation with notes and fingerings 5 4 3 4 5, 5 1, and 4 2 3.

24.

Exercise 24 consists of two staves of piano notation. The right hand starts with a treble clef and a common time signature. The first staff has notes with fingerings 3 2 3 1 and 1 5 3 4 2. The second staff has notes with fingerings 3 4 3 5 and 5. To the right are two thick black shorthand diagrams representing the melodic lines. To the right of the diagrams is a simplified piano notation with notes and fingerings 3 5 4 5 and 5 1 3 2 4.

25.

Exercise 25 consists of two staves of piano notation. The right hand starts with a treble clef and a common time signature. The first staff has notes with fingerings 1 2 3 1 2 3 4 2 3 and 5 4 3. The second staff has notes with fingerings 5 4 3 5 and 1 3 4. To the right are two thick black shorthand diagrams representing the melodic lines. To the right of the diagrams is a simplified piano notation with notes and fingerings 5 4 3 5 4 3 2 1 3 and 2 1 3 4.

26.




27.



28.



29.



30.

